



The Charger Chronicles

Immaculate Conception School Parent Newsletter

February 7, 2012 • Volume 1 Issue 8

From the Principal

Dear ICS Family,

The month of February is here and so are the myriad shapes and sizes of hearts! We can find heart shaped candy boxes, chocolate, wrapping paper, cards, etc., etc., and so on! All of these hearts are to remind us that Valentine's Day is nearing—the day dedicated to love!

There are many legends about St. Valentine. However, we do know that he was martyred for his faith in Christ. While in prison, awaiting execution, he wrote letters to his followers, asking them to remain loyal to Jesus and firm in their faith. He signed the letters, "Remember your Valentine."

How fitting it is that our second grade students will be receiving the Sacrament of Reconciliation for the first time. They will experience the forgiving love of Jesus and from their personal experience of forgiveness, receive the strength to forgive others.

Where does this leave us? How willing are we to receive the forgiveness of Christ in the Sacrament of Reconciliation? How willing are we to forgive? Let's think about it the next time we say the Our Father: "Forgive us our trespasses as we forgive those who trespass against us."

Have a lovely February!

Sr. Maria Colombo, FMA

Don Bosco Celebrations



On Wednesday, February 1st, we celebrated the Feast of St. John Bosco and his love for youth and service with a

beautiful celebration of the Eucharist. Following Mass, we inducted our Builders' Club officers and members. Cindy Johnson from the Kiwanis Morning Edition of Algiers came to proudly welcome our kids into the Kiwanis Family of Builders' Club. The Builders' Club members give their time and talents while participating in various service projects for the school and the community.

Pictured from left to right, Heather Vu (Moderator), Cindy Johnson (Kiwanis Morning Edition Algiers Chapter), Ariel Brown (Vice-President), Rosa Pace (Historian), Nathan Britton (Secretary), Kaci Hannan (Historian), Isabella Killeen (Treasurer), and Rosie Otero (Moderator). Not pictured: Connor Walker (President). We are so proud of our servant leaders here at ICS!

Due to the weather, the Don Bosco Carnival celebration was rescheduled to a later date.

Provincial Visit

Immaculate Conception School welcomed Sr. Karen Dunn, FMA, Provincial, with open arms! Sr. Karen



celebrated the Mass of St. John Bosco with ICS and spoke to the students about her favorite Saint: Don Bosco! ICS Student Government sent Sr. Karen home with a gift basket full of her favorite food: M&M's and prayers for a safe trip back. We are very thankful for her time spent with us. Thank you, Sr. Karen!

Award-winning Author Visits ICS



Award-winning author and storyteller, Dianne de Las Casas, visited Immaculate Conception School (ICS) on February 6, 2012

to perform her latest book, *Dinosaur Mardi Gras*.

The interactive show, with first and second grade, got the students dancing, clapping and stomping to the Mardi Gras beat. The students learned about different dinosaurs and paraded around the cafeteria in their own carnival. WLAE and WDSU Channel 6 News came out to film the event. Pictured from left to right: Makenzie Wood, Ellie Dalton, Dianne de Las Casas, Mikayla Pugh and Issac Moisant.

An order form for Dianne de Las Casas' books is included.

Golf Tournament

The 3rd Annual Golf Tournament was a success. Family and friends of Immaculate Conception School came out in friendly competition to



socialize and support the school. Participants enjoyed the beautiful weather and great food at Stonebridge Country Club. Thank you to all who participated and invested interest in the future and students of Immaculate Conception School. We hope to see you all again next year!

Quiz Bowl

Immaculate Conception School students, Isabella Killeen; Johanna Spooner; Bassel Syed; Michaela Brown; Aaliyah Butler; Carlee Coker; Caitlyn Killeen; Bailey Chauvin; and Destyne Payne, participated at the NOAGL Presidents' Tournament at Tulane University. ICS recorded the best score of all the Westbank schools. The top scorers for ICS were Isabella Killeen in the Middle School Division and Bailey Chauvin in the Elementary School Division. Overall, the ICS A team finished 7th in the New Orleans Metro area, while the ICS B team finished 10th in the New Orleans Metro Area. *Geaux Chargers!*

Tommy Giang, Michaela Brown, Luke Pertuit and Jenna Wright won the local National History Bee sponsored by the History Channel. The competition involved students answering a preliminary set of questions.

Michaela Brown and Tommy Giang earned spots in the Regional National History Bee in Wesson, Mississippi at Copiah-Lincoln Community College. Their scores place them among the top history students in the states of Alabama, Louisiana, and Mississippi.

Calendar Reminders

February 7, 2012

- Spring Fundraiser for Chocolate Easter bunnies begins

February 8, 2012

- First Reconciliation at 7 p.m. in Church
- Class Pictures Nursery-8th Grade

February 9, 2012

- Middle School Mass

February 12, 2012

- Family Mass at 10:00 a.m.

SGA Candy Grams



Our Student Government Association (SGA) will be selling Valentine Candy Grams for 50 cents until February 10, 2012. Please write down the name and homeroom of the person you would like to send

a valentine to and put in an envelope with the money. Valentines will be delivered on February 14, 2012, Valentine's Day.

Bead Drive

The Builders' Club will be collecting Mardi Gras beads and stuffed animals for the Strive Center, an organization that provides life enriching experiences for the developmentally disabled. All beads and stuffed animals can be turned in to homeroom teachers. Please do not bring in dirty, broken or medallion type beads and trinkets. Thank you in advance!



Mardi Gras at ICS

February 17, ICS will celebrate Mardi Gras. The PK4 and Kindergarten students will be having the Crew of ICS Parade and everyone will enjoy King Cake. Happy Mardi Gras!

Court of Dreams



Immaculate Conception School will play St. Rosalie on March 3, 2012 from 1-3 p.m. in the New Orleans Arena on the Hornets home court. Tickets to the game against St. Rosalie start at \$15 and include a ticket to the Hornets vs. Pacers game later that night at 7 p.m. The deadline to buy tickets for the event is February 14, 2012. For more information contact Athletic Director, Scott Walker.

Athletics

The senior boys basketball team played a hard game against Holy Cross and lost 38 - 32. Both the junior and senior teams defeated Visitation of Our Lady.

Juniors won 36 - 3. Seniors won 30 - 10. With the

Westbank Playoffs right around the corner, both teams play Our Lady of Prompt Succor in Westwego on Tuesday. We are extremely proud of the team's determination and hard work.



Girls Basketball City Playoffs are this week in Slidell. The girls play St. Margaret Mary in Slidell. Good Luck Girls!

The annual Knights of Columbus Free Throw Competition was held last weekend throughout the metropolitan area. Gregory Brooks, Tayla Hunter and Brianna Schouest won for the 10-year-old boys and girls division. Devin Lansing won the 11-year-old boys division. Seth Walker and Briana Heffker won in the 13-year-old boys and girls division. These students will now move on to the regional competition on February 25th. Congratulations and Good Luck!

A Night to Fleurish

It is time for Academy of Our Lady's Auction Gala, *A Night to Fleurish!* "



A silent auction, gourmet food, complimentary beverages, and dancing make this a special night for adults. It will be held at English Turn Country Club on March 3, 2012. Doors open at 7:30 p.m. Tickets are \$60. For more information, contact Julie Chastant at (504) - 341-6217.

Crawfish Cook Off



It's Crawfish Cook-Off time again! Volunteers are needed for Friday, March 23, 2012, in the evening for three to four hours and Saturday, March 24, 2012, all day.

Saturday is broken down into three shifts of three hours. Volunteers may purchase a t-shirt at the discounted rate of \$5.00 and get free admission on the day of the event!

If you would like to help, please e-mail Allison Camp at abkay@live.com. Please include your name, phone number, date and time in which you would like to volunteer. Also include your shirt size if you are purchasing a shirt.

Please send the \$5.00 to the school office with your child to the attention of Allison Camp. Thanking you in advance for your willingness to help out the IC Pops and ICS. You help to make ICS the best for our children!

Picture Day

Wednesday, February 8, class pictures will be taken. Children are not to wear their P.E. uniforms. Please have children dressed in their complete school uniform.

ICPops Fish Fry

Don't cook tonight... or rather, on Friday nights during Lent! The IC Pops Fish Fry are beginning!



Dates: March 2, 9, 16, and 30
Time: 5:30-7:30
Where: ICS Cafeteria—Eat in or take out
Price: \$7 a plate
Entrée: Fried Fish, White Beans, Salad, and Homemade Bread
Extra items: Drinks, Desserts, French Fries, and Nachos can also be purchased.

Take advantage of a wonderful meal, take the evening off, and support our school.


Just a Reminder

In the interest of your child's safety, when your child is absent from school, please call the front office between 7:30 a.m. and 9:00 a.m. We hate to bother you at work, but need to ascertain that you are aware of your child's absence. Thank you!

Mardi Gras Safety from the Archbishop

1. Make sure your child knows where you are at all times.
2. Teach your child your cell phone number in case he/she may need it.
3. Notice anyone in the crowd who may try to pay a great deal of attention to your child.
4. Keep your child a safe distance from the floats and movement of the actual parade.
5. Take a picture of your child on your cell phone the day of the parade—you will have a picture of exactly what your child is wearing in case he/she gets separated from you.
6. Supervise your child when he/she has to go to a restroom.
7. Remember that your child depends on you for his/her safety. Children are gifts given to us by a loving God and they deserve the time and effort it takes for us to protect them.

Partners in FAITH™



Helping our children grow in their Catholic faith.

February 2012

Immaculate Conception School

Sr. Maria Colombo, Principal



Thoughtful Moments

Throat blessing

On February 3rd, many parishes all over the country will celebrate the feast of St. Blaise. St. Blaise was reportedly a physician who healed many ailments of the throat. He was martyred for refusing to renounce his Catholic faith and serves as an example for us of kindness and extraordinary courage.




Gratitude aloud

The more grateful we are for what we have, the more likely we are to value and use it. Let your children hear you thank God for your gifts. Encourage them to do the same.

Symbols in the Mass

Ever notice how many symbols are used in the Mass? For example, kneeling, shaking hands, the blessing of the water and wine, the elevation of the host. Each is an action in itself but also has another, deeper meaning. They not only help us to reenact Jesus' last supper but also represent the many ways God is present in our lives.



Teach children to balance Lent


Teaching children to give something up during Lent builds a valuable, lifelong penitential habit. But we can become so focused on this Lenten sacrifice that we neglect the other two pillars of Lent: prayer and almsgiving. All three are necessary to experience the blessings of a fruitful Lent. Try these ideas to teach the other two:

Prayer: Demonstrating different methods of prayer during Lent offers children options for putting together their own personal prayer routines. For example, try a **gratitude journal**. At dinnertime or bedtime, take turns writing a line or two in a notebook that talks about

how God blessed each of you that day. Or, demonstrate **P-R-A-Y time**. At least once a day, gather together and Praise God for his goodness, Repent of the times you failed to love him or each other, Ask for what you need, Yield to God's will. Of course, commit to **attending Mass** – the ultimate prayer – on the weekends as a family.

Almsgiving: God wants us to share our gifts, not hoard them. As a family, can you spare a night to work at a shelter or soup kitchen? Look in on a lonely neighbor? Mother

Teresa said, "never worry about numbers. Help one person at a time and always start with the person nearest you." Why not start the habit during Lent?




Why Do Catholics Do That ?

Do Catholics believe Christ is in the Precious Blood or the Host?

Once the bread and wine has been consecrated during Mass, Jesus Christ is wholly present under the appearance either of bread or of wine in the Eucharist. In fact, Christ is wholly present in any fragment of

the Host or in any drop of the Precious Blood.


It is possible to receive the whole Christ in just one form or the other. However, it is most fitting to receive Christ in both forms during the celebration of the Eucharist.



Give your family the gift of "Little Easter"

Every Sunday is a "Little Easter," with Mass as a celebration of Christ's victory over death and sin. For that reason, Sunday Mass is an obligation for all Catholics. Many Catholic families find that developing Sunday habits bring them closer together and closer to God. Try these ideas:

Family forgiveness: On Friday or Saturday night, gather together and ask each other for forgiveness for offenses committed against one another. Then go to Confession as a family weekly, monthly, or at some other



interval, as often as you can. (Parents may need to help children with their examinations of conscience.)

Mass preparations: Before leaving for Church, go over the readings you will hear at Mass so you can answer questions ahead of time. Or, some families find that driving to Mass in silence leaves time for prayer and reflection.


Mass intentions: Ask each person to pick someone for whom the family can pray at Mass. Write each name on a list and offer a family prayer for these intentions after Communion.

Scripture LESSON

Mark 1:12-15, The Path to Easter

This Gospel describes Jesus' actions after his baptism by John. He prepared for his public ministry by going into the desert for forty days. There he was tempted by Satan, was among wild beasts, and was ministered to by angels.

We can use the lessons of this Gospel to help us prepare not only for Easter, but for the rest of our lives. Temptations surround us. Satan is constantly trying to tear us away from God. The wild beasts represent every kind of danger and evil. But the angels provide God's protection



for us. We can rely on them to help us if we ask for God's help.

We can use Lent to fulfill Jesus' proclamation, "Repent, and believe in the gospel." For our part we can take a realistic look at ourselves. We can do penance and accept the Gospel, that God's salvation is available to us.

What can a parent do? The picture of Satan tempting us can be frightening to children. Reassure youngsters that God sends his angels to watch over and protect us.

Parent TALK

I had stopped praying. My father had a heart attack last summer and I was


helping Mom care for him while working and caring for my own family. Then my father-in-law was diagnosed with lung cancer and needed care.

Finally, Ken lost his job for the

second time in three years and we had used up our savings the first time.

Obviously God wasn't listening. A few nights later I overheard our ten-year old saying her prayers asking God for help. She ended with, "Thanks for listening. Amen." Then she went to sleep. Standing outside her room, I realized Teresa didn't tell God what to do. She asked for help, trusted that it would come, and left it to God.

I prayed for the first time in weeks and ended with, "Thanks for listening. Amen." I realized God is always listening. I was the one who had stopped talking.



Feasts & Celebrations


February 11 – Our Lady of Lourdes (1858). A heavenly lady appeared to St. Bernadette Soubirous, a poor and sickly girl from a small village in France. Soon after the first vision, a spring with miraculous healing waters emerged from a nearby cave. The lady revealed herself as the "Immaculate Conception" – the Blessed Virgin Mary. Pilgrims still flock to Lourdes today.

February 14 – St. Cyril (869). Along with his brother Methodius, St. Cyril was a missionary, teacher, and patron of the Slavic people. He invented an alphabet still used in some Eastern liturgies, and preached the Gospel in a

more easily understood manner.

February 22 – Ash Wednesday. The first day of the Season of Lent. Ashes from the burnt palms of the previous Passion Sunday are blessed and placed on the forehead as a sign of penance.


February 22 – St. Peter's Chair. Marking St. Peter's establishment of the Holy See, on this festival we thank God for his Church and pray for its holy preservation.



Our Mission

To help parents raise faithful Catholic children
Success Publishing & Media, LLC
Publishers of *Growing in Faith™* and *Partners in Faith™*
(540)662-7844 (540)662-7847 fax
<http://www.growinginfaith.com>
(Unless noted Bible quotes and references are from the Revised Standard Version and the New American Bible.)

© Copyright 2012 Success Publishing & Media, LLC



2012 Family Lent Calendar

= a day of fasting and abstinence from meat
 = a day of abstinence from meat

Sunday	Monday	Tuesday	Wednesday	Thursday	Friday	Saturday
26 After Mass today, explain the Gospel and the homily in terms your children can understand.	27 Contact Catholic Relief Services (877-HELP-CRS, www.catholicrelief.org) to see how you can help any of their ongoing projects.	28 Invent a new family prayer you can say together each day.	22 Take your family to an Ash Wednesday liturgy and wear the cross of ashes all day.	23 Tape a drawing of a vase on the fridge and label it, "Lent." Each day draw a flower in the vase and watch Lent blossom.	24 Share a meatless family meal. Discuss your Lenten offerings to be sure all are double and sacrificial.	25 Choose a family Lenten offering, such as giving up desserts, attending daily Mass, or praying a family Rosary regularly.
4 Before Mass today, pick a saint represented in one of the statues in your church and find out more about him or her during Lent.	5 Collect stuffed animals or soft pillows in good condition and bring them to a local nursing home. Older folks love soft things to hug.	6 Ask each person to share a game, toy, or treat with someone else in your home.	7 Plan how each of you can show kindness or compassion to someone else tomorrow.	8 Think of someone you don't like and say three nice things about him or her.	9 Figure out how much your family saved by not eating meat today, and put that money in the poor box at church.	10 At bedtime say, "Let's turn our hearts to God and think of him." Sit in silence together for a few minutes.
11 Light a candle in church today for someone who passed away or who needs special help.	12 Ask each family member to write a letter to Jesus thanking him for his sacrifice on the Cross.	14 Make cookies and bring them to a nearby nursing home.	15 Encourage each family member to perform an examination of conscience.	15 Place a crucifix or picture of Jesus in a central place to keep the focus on him.	16 Whenever someone does a good deed, put a jelly bean in a jar. Share the jelly beans at Easter!	17 Ask each person to make a sacrificial offering, such as doing an extra chore without being asked.
18 Laetare Sunday Have a special meal at home or a restaurant to celebrate the half-way point through Lent.	19 Pick a friend or neighbor and perform an anonymous good deed for him or her.	20 Encourage all family members to refrain from bickering today.	21 Say a short prayer before each cross or crucifix in your home.	22 Make up a box for a needy family or homeless shelter. Put canned goods, clothing, toiletries, and gently used toys in it.	23 Serve pretzels as a reminder that Catholics used to fast from milk, butter, eggs, cheese, cream, and meat.	24 Make simple crosses out of construction paper. Write on them, "He died for me," and post them around your home.
25 After Mass, light a candle, and recite the Apostle's Creed as an affirmation of faith.	26 Pray for the victims of the earthquake still suffering in Haiti.	27 Send a card to someone who might need cheering today.	28 Give up a favorite toy or treat just for today.	29 Visit someone who is sick and can't leave home.	30 Place any final donations in the box you set up. Make a family trip to deliver it to its destination.	31 Go to Confession or attend a Reconciliation Service. Then go out afterwards to celebrate forgiveness.
1 Have a Palm Sunday procession around the house and take turns playing Jesus.	2 Take a walk outside and look for signs of new life.	3 Forgive someone who hurt you today.	4 Get up 15 minutes earlier than usual today and pray as a family.	5 Wash and dry each other's feet in commemoration of Jesus washing the feet of his Apostles.	6 Pray the Stations of the Cross today, and meditate on each one.	7 Dress a doll in a white garment and talk about the Baptismal vows we renew each year.

Reading Connection

Tips for Reading Success

Beginning Edition


February 2012

Immaculate Conception Elementary School
Sister Maria Colombo, FMA, Principal

Book Picks

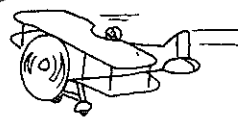
Read-aloud favorites

■ *A Sick Day for Amos McGee*



Zookeeper Amos McGee always takes good care of his animals. So when he has a cold, the animals go to his house and take care of him. They play games, read to him, and make sure he is warm and comfortable. A tale of friendship by Philip Stead. (Also available in Spanish.)

■ *Airplanes: Soaring! Diving! Turning!*




Readers will discover many different kinds of airplanes in this fact-filled book by Patricia Hubbell. Your child will learn the purpose of each plane, from familiar passenger jets to hydroplanes and crop dusters.

■ *Amelia Bedelia's First Valentine*

Fans of grown-up Amelia Bedelia will love this story about the goofy housekeeper as a child. Amelia is confused by figures of speech, so on Valentine's Day, she thinks a "cutie pie" is something you eat, and she can't figure out how to wear her heart on her sleeve. The first book in Herman Parish's series about young Amelia.

■ *Ten Grouchy Groundhogs*



After being stuck in the ground all winter, the groundhogs are not in a good mood. In this cute story by Kathryn Heling and Deborah Hembrook, your youngster can count backward from 10 as each animal pops out of the crowded den on Groundhog Day.

Let's sing!

Your child might know "The Farmer in the Dell" and "Row, Row, Row Your Boat" by heart—but does she know what words like "dell" and "merrily" mean? She can use familiar songs to learn new words, play with rhymes, and practice reading and writing. Here's how.



Figure out meanings

When you sing with your youngster, talk about what the lyrics mean. If she doesn't know a word, see if she can figure it out from the context of the line. ("Mary had a little lamb. Its fleece was white as snow." What could *fleece* be?) Or help her look it up in the dictionary.

Write lyrics

Your child can learn about rhymes by making up lyrics to favorite tunes. First, have her pick a song and name the rhyming words. For example, "Twinkle, Twinkle, Little Star" includes "star" and

"are," and "high" and "sky." Then, help her write her own rhyming lines. ("Sparkle, sparkle, little moon, where do you hide when it's noon?") Finally, sing the song with her.

Read song books


Ask a librarian for picture-book versions of songs, such as "My Favorite Things" or "Down by the Bay." When you read them with your child, have her point to things in the illustrations and find the matching lyrics ("raindrops on roses," "llamas eating their pajamas"). *Idea:* Encourage your youngster to write out the words and illustrate a song. ♥

Story-in-a-bag

These activity bags make reading extra fun. Let your youngster choose a book and place it in a zipper bag along with the following:

● **Props.** Add household items and toys that are similar to objects and characters in the book. Your child can use them to act out the story as he reads. For example, props for *Stone Soup* (Marcia Brown) could include rocks, a small bowl, and plastic vegetables.


● **Craft supplies.** Include materials (paper, crayons, scissors, glue) so your youngster can do a project related to the book. He might design a bookmark showing what happens in the story or create a mask that looks like a character. ♥



Connecting with books

“We live in a tall apartment building, just like the family in this book!” It’s easier for your child to understand a story if he can relate to it. Here are tips for helping him connect with books:

- When you’re reading a book that reminds you of something, point it out to your youngster. *Example:* “I ride a train like that to work.” Then, encourage him to do the same. You might ask, “Who does that character look like?” or, “Have you ever been to a place like that?”



- Use your child’s experiences to increase his understanding of a story. For instance, ask him to use what he knows about birthdays to predict what will happen during a party in the book (“The kids are probably going to play games and eat cake”).

- Help your youngster find books that are related to an upcoming event in his life. If you’re moving, try *Boomer’s Big Day* (Constance McGeorge).


Talk about how the character feels (confused, nervous) and what your child might experience (packing belongings, meeting new neighbors). ♥

Fun with Words

Rearrange a word

What do “Abby” and “baby” have in common? They are *anagrams*—words that have the exact same letters in a different order. Your child can learn to unscramble words with this anagram activity.

Have your youngster start by writing each letter of the alphabet on a separate sheet of paper. Then, think of a three-letter word (*eat*), and put the letters for the word on a table or on the floor. Ask your child to rearrange the letters to spell as many new words as possible (*tea, ate*).



Next, give her a four-letter word and see if she can spell new words using those letters (*care, race; hops, shop*). Then, switch roles and let her think of anagrams for you.

Idea: Have your child keep a running list of all the words the two of you spell—she’ll have a collection of anagrams. ♥

OUR PURPOSE

To provide busy parents with practical ways to promote their children’s reading, writing, and language skills.

Resources for Educators,
a division of CCH Incorporated
128 N. Royal Avenue • Front Royal, VA 22630
540-636-4280 • rfeustomer@wolterskluwer.com
www.rfeonline.com
ISSN 1540-5648

Q&A

Choosing read-alouds

Q I know it’s important to read aloud to my daughter, but I’m not sure how to pick the right books. What do you suggest?

A It’s a good idea to read a wide variety of books, from fairy tales to nonfiction, so that your daughter will be exposed to many genres.

Books with repeating lines are especially fun to read aloud. Youngsters love hearing, “I’ll huff, and I’ll puff, and I’ll blow your house down!” from *The Three Little Pigs*. Detailed illustrations, like those in books by Jan Brett, hold children’s attention because there’s so much to look at on each page. And be sure to read books that you enjoyed when you were little. Knowing that you liked a book when you were her age will get your child excited about reading it.

Finally, when you’re considering a book, read the first few pages to decide whether you think it will capture your youngster’s attention. If the story appeals to her right away, she’ll want to keep listening. ♥



Parent to Parent

Write an instruction manual

My son Rodney loves Play-Doh, and he always comes up with such creative ideas. One day, I suggested that he write directions for his inventions so his friends or siblings could make them, too.

Rodney decided to write an instruction manual for putting together a Play-Doh cheeseburger. He took a photo of each step—making the bun, forming the patty, slicing the cheese, and creating the toppings. He

glued each photo on a sheet of paper, and I helped him write directions underneath. For example, to go with his picture of a Play-Doh tomato slice, we wrote, “Roll red dough into a ball. Flatten it.”

Then, Rodney and I stapled together the pages of his manual. When his friend Jesse came over after school, Rodney showed him the booklet, and Jesse was able to follow the instructions easily.

Next, Rodney wants to write directions for creating a real ice cream sundae! ♥

